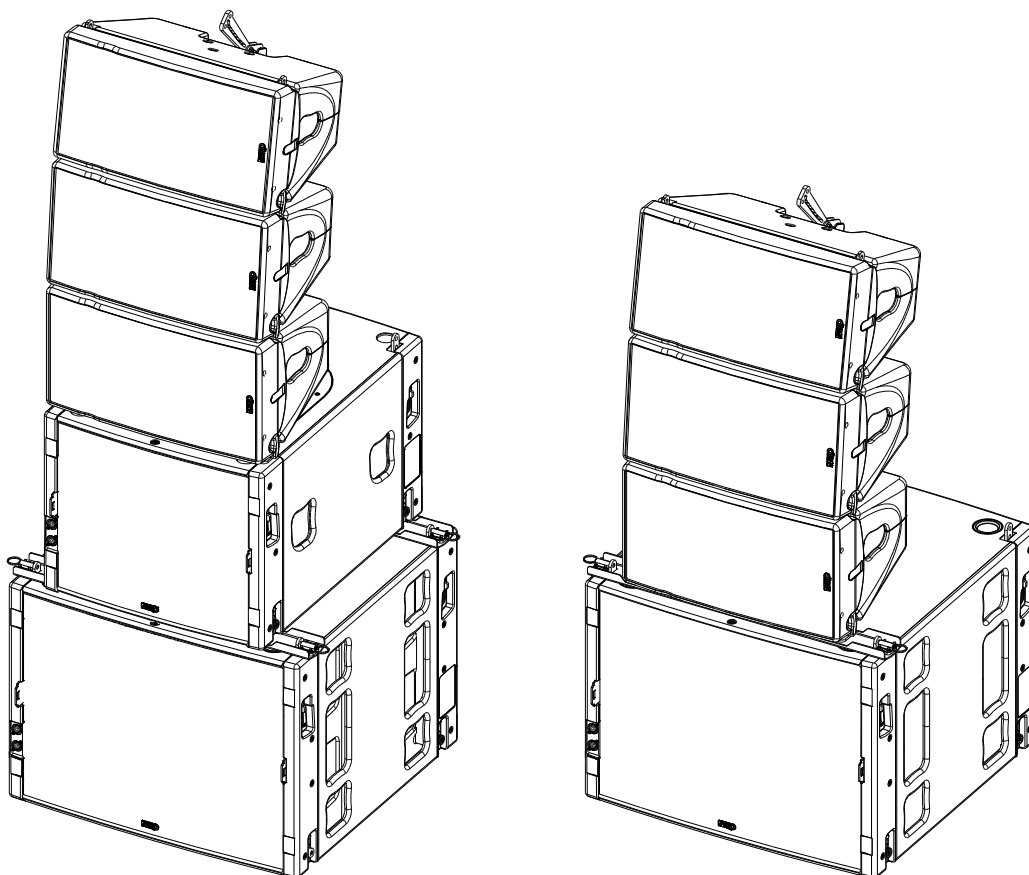
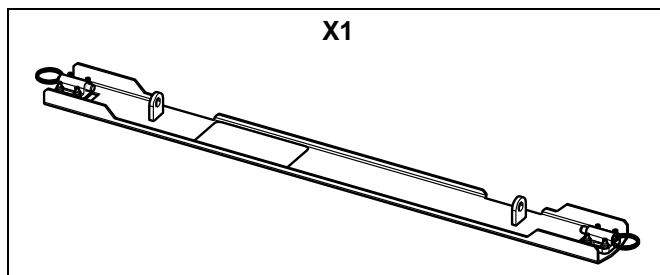


### Stacking Adapter MSUB18 – GEOM10/MSUB15

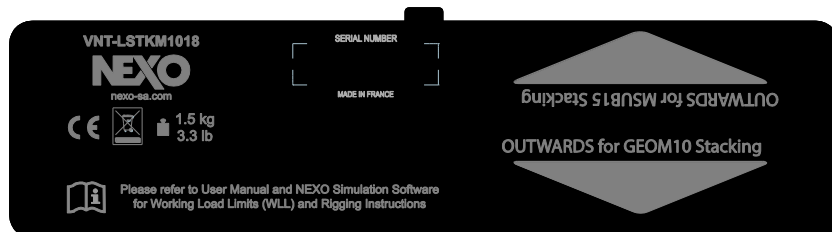
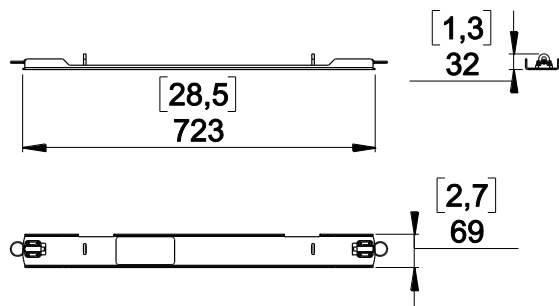


#### Contents:



Weight: 1.5 kg / 3.3 lb

## Dimensions:

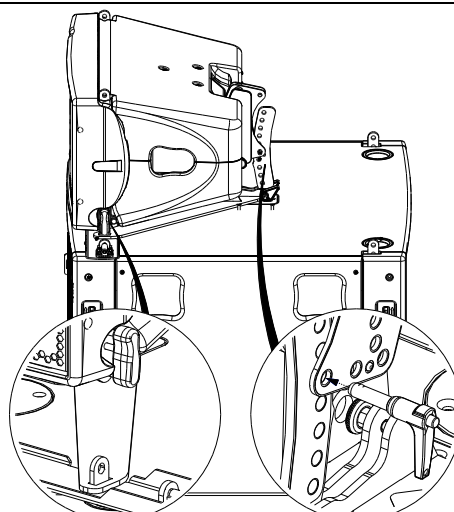
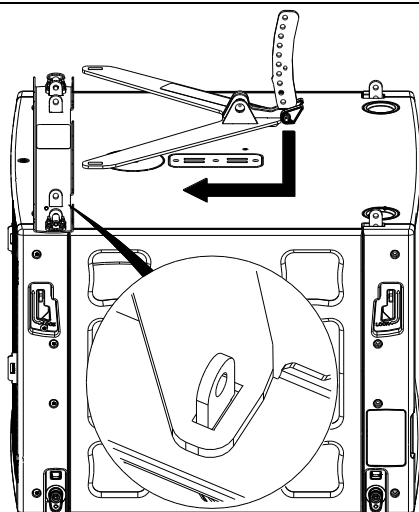
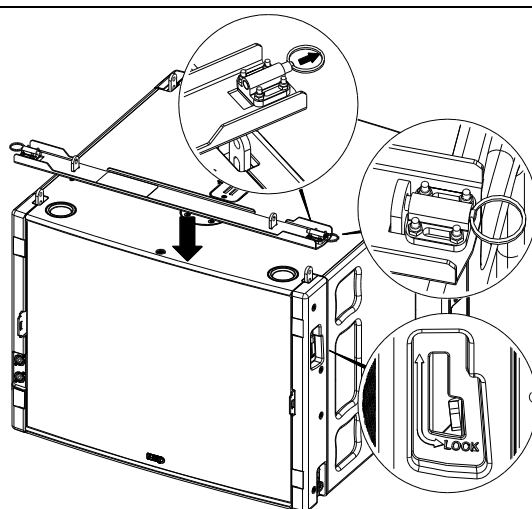


**Check the way of use by the arrows on the sticker.**

## Use:

- With GEOM10

- Place MNSTKM10 on LSTKM1018.
- Set the rear in the slot and push the assembly forward.
- Unlock the side rig of MSUB18 and lock with the latches of LSTKM1018.
- Place GEOM10 and adjust the angle with the LinkBar.



# NEXO

nexo-sa.com

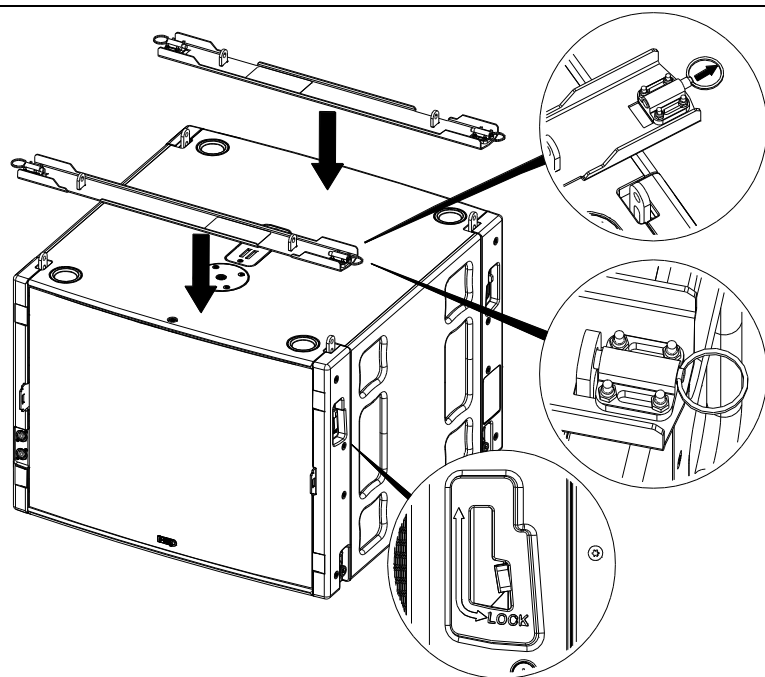
ZA du Pre de la Dame Jeanne  
60128 PLAILLY - France

- Read this document before using.
- Keep this document.
- Observe all warnings and cautions.

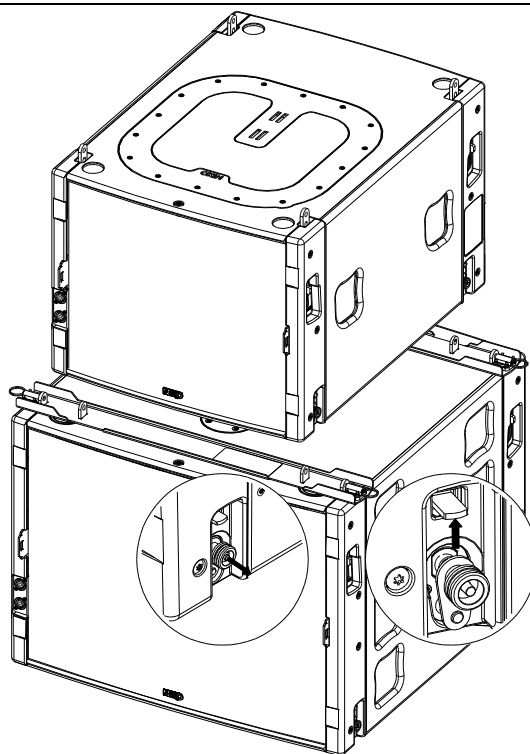


- With MSUB15

- Place 2x LSTKM1018 on MSUB18.
- Unlock the side Rig and lock with the latches of LSTKM1018.



- Place the MSUB15.
- Lock MSUB15 on LSTKM1018 with the latches of MSUB15.



# NEXO

nexo-sa.com

ZA du Pre de la Dame Jeanne  
60128 PLAILLY - France

- Read this document before using.
- Keep this document.
- Observe all warnings and cautions.



- NEXO cannot accept responsibility for accidents caused by any factor other than defects in this product itself.
- Please check the web site [nexo-sa.com](http://nexo-sa.com) for the latest update.



nexo-sa.com  
ZA du Pre de la Dame Jeanne  
60128 PLAILLY - France

- Read this document before using.
- Keep this document.
- Observe all warnings and cautions.

