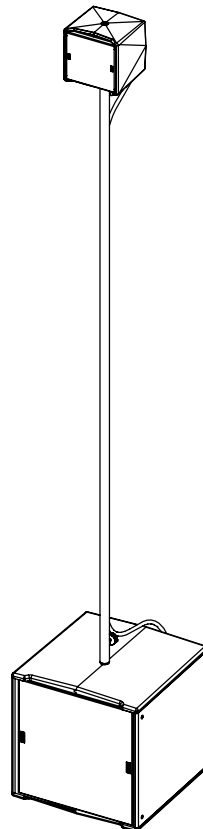
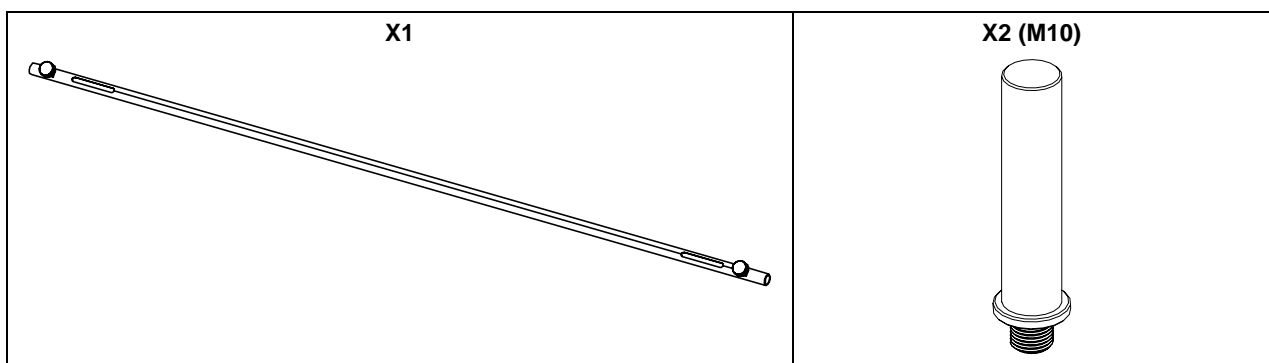


Distance Rod for ID14 and IDS108

Ø20mm x 1400mm

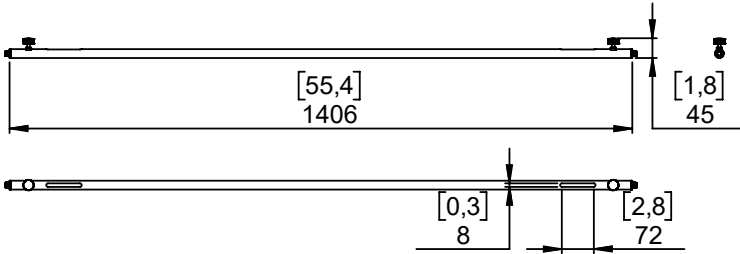


Content



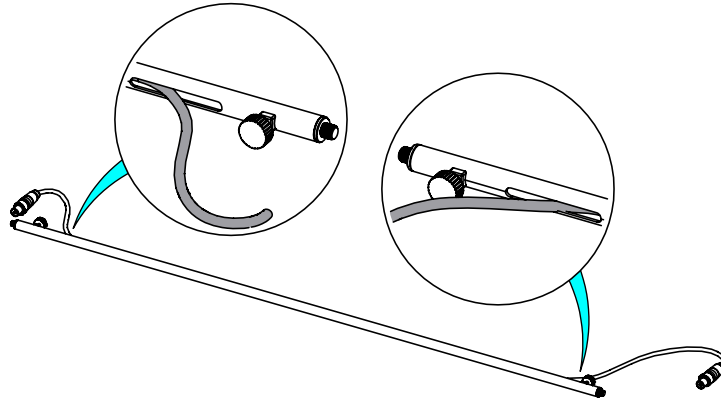
Weight: 1.4 kg / 3.1 lb

Dimensions:



Placement of the wire:

We recommend using a cable with $2 \times 0.75\text{mm}^2$ (AWG18) section, length 2.3m (7.5 feet). Feed the cable through the openings in the distance rod. Then cable the SpeakON (2+/2-).



Assembly:

<p>Screw adapters M10 on the Sub and on ID14 by hand without tools.</p>	<p>Place distance rod, tighten the two clamping knobs</p>
<p>Diagram showing the installation of screw adapters M10 into the Sub and ID14 ports.</p>	<p>Diagram showing the distance rod being placed and the clamping knobs being tightened.</p>

ENSURE THAT AUDIENCE IS NOT ALLOWED WITHIN A SAFETY AREA WICH RADIUS IS EQUAL OR HIGHER THAN ASSEMBLY HEIGHT

- NEXO cannot accept responsibility for accidents caused by any factor other than defects in this product itself.
- Please check the web site nexo-sa.com for the latest update.