




## Compression Chain 2 Ton



### Contents:

<p style="text-align: center;"><b>X1</b></p> 	<p style="text-align: center;"><b>X1</b></p> 
--	---

**Weight: 9 kg / 19.8 lb**

**Length: 6 meters / 236 in**

# For the use and maintenance of steel slings (cables & chain)

Refer to standards EN13414-2 & EN818-6

## 1. GENERAL

Check that the sling is adapted to lift the load without dropping it.

## 2. MARKING

- Slings must bear an identification mark mentioning: the manufacturer's identification, the maximum payload (MP), the EU mark, and the year of production.
- A sling without an identification mark should not be used.

## 3. PUTTING INTO OPERATION

- Prior to each utilisation, check the sling for any damage or deterioration.
- Visually check the condition of the sling and the accessories: the presence of safety latches and the correct operation of the hook locking devices, the absence of deformed component.
- If defects are found during such examination, the sling must be discarded.

## 4. UTILISATION

- Competent (trained and experienced) personnel only should handle the sling.
- The mass to be lifted must be determined and the sling must be selected accordingly as a function of the slinging angle.
- Check that the load is not fixed or anchored.
- Make sure the hook retainer is above the load center.
- A sling should never be twisted and a sling with knots should never be loaded.
- The load should never be fixed to rapping spikes.
- The hook must be free to move in any direction in order to avoid bending.
- Protect the sling from square corners, sharp edges, small diameter rest points: use efficient and adapted protection means.
- During the lifting, eliminate the slack until the sling is tight, and load slowly to check the balance.
- Smoothly lift the load, check the securing and that the load takes the expected position.
- Avoid shocks, jerks and jolts when lifting the load.
- All technical operations such as heat or surface treatment, grinding, welding are prohibited on slings.
- The MP of multilegged slings is calculated with a 45° angle with respect to the vertical (refer to the marking plate on the sling) When the sling is used with a greater angle, reduce the MP as per the instructions in the load panels available in the manufacturer's technical and commercial documents or in the standards relating to the product. The MP of the sling should never be exceeded, even with a reduced slinging angle.
- When the legs are not used, fix the hooks to the head link.
- Make sure the slings are not caught when putting down the load. Do not use the lifting machine to release the sling. Do not roll the load on the sling.
- When the slings are not used, store them on a suitable support provided for this purpose. They should never be left on the ground.
- Clean the slings, if necessary, then dry them and protect them against corrosion by slightly greasing them.

## 5. INSPECTION

- A sling should be declared unusable and handed over to a competent person for a thorough inspection, if either one of the following elements is found:
  - Sling marks lacking or illegible.
  - Wear, distortion of, cracks in the upper or lower ends and/or sleeves.
  - Elongation or wear of the chain (the reduction in the nominal cross-section of the chain must not exceed 10%), broken wires in cable strands.
  - Significant distortion, deformation, wear, cut, scratch, groove, crack, excessive corrosion, heat damage (discoloration).
- In any case, the sling should be thoroughly inspected at least once a year by a competent person. General periodic examination.

## 6. TEMPERATURE AND ENVIRONMENT FOR USE

- Temperatures for using steel slings should range between: - 40°C and + 100°C.
- Steel slings should never be used in an acid medium (bath or steam).
- In case of contact with chemical products or under hazardous conditions (molten metals, corrosive materials...) contact the manufacturer.

- **NEXO** cannot accept responsibility for accidents caused by any factor other than defects in this product itself.
- Please check the web site [nexo-sa.com](http://nexo-sa.com) for the latest update.

**NEXO**

nexo-sa.com

ZA du Pre de la Dame Jeanne  
60128 PLAILLY - France

- Read this document before using.
- Keep this document.
- Observe all warnings and cautions.

