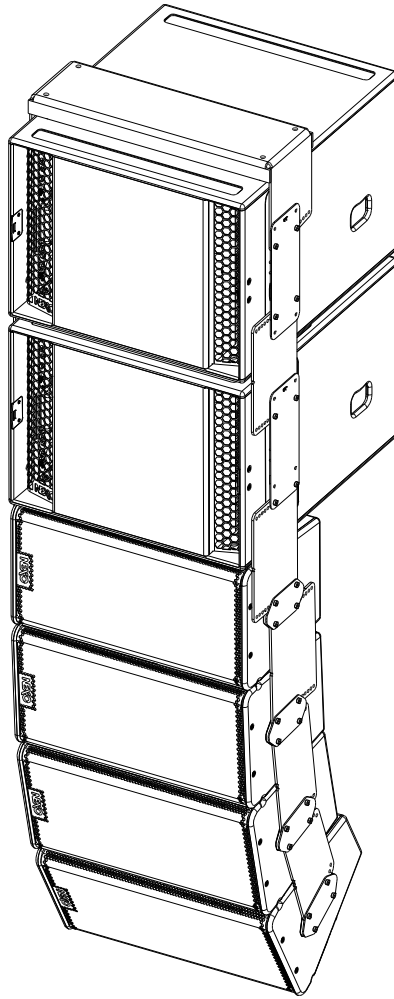



S12 – LS18 Mounting Plate (0.2° to 3.15°)

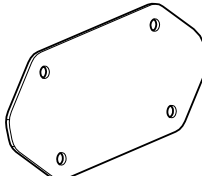


Contents:

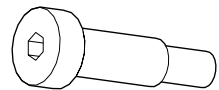
X2 (ANPL1)



X4 (CPLA)

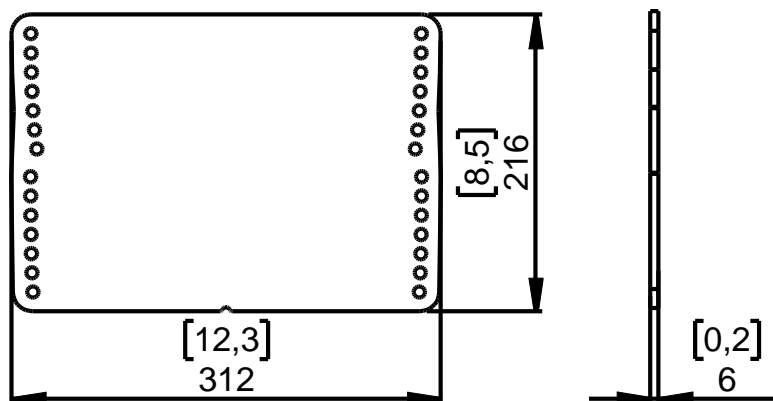


X8 (D8x20 M6)

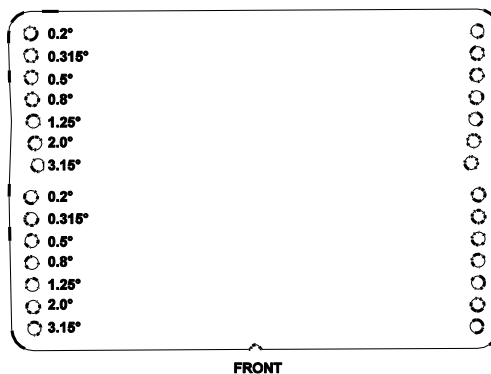


Weight: 8 kg / 17.6 lb

Dimensions:



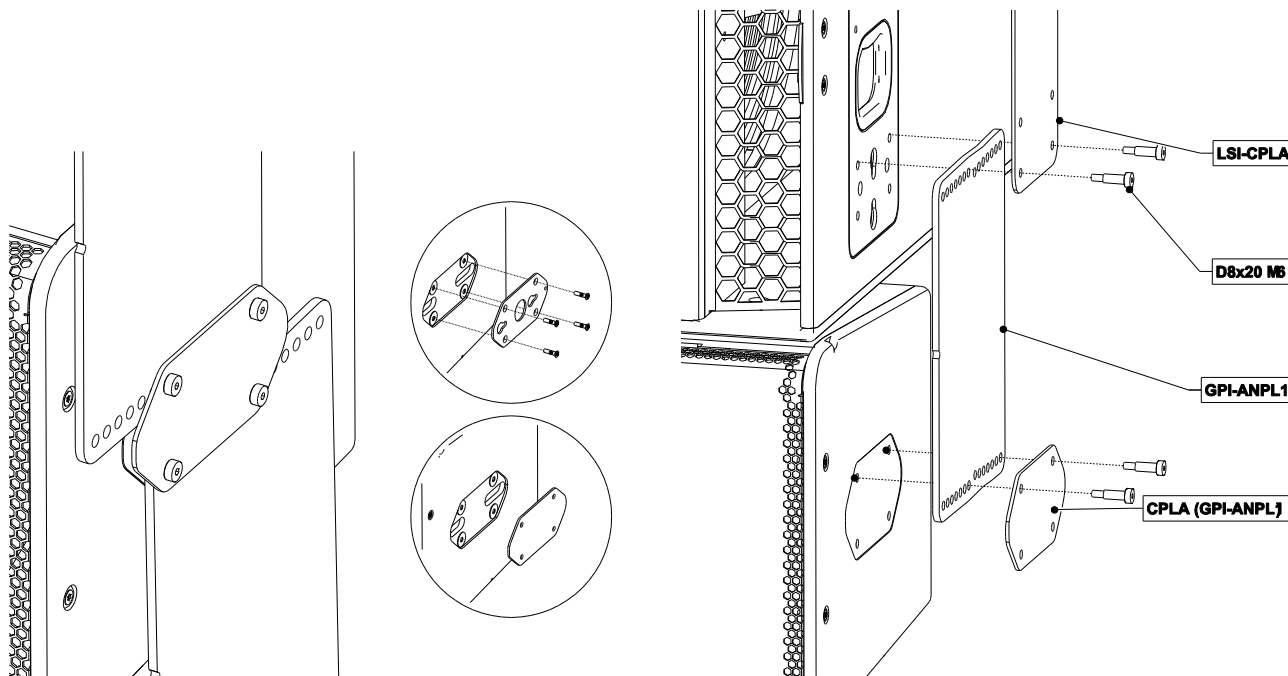
Angles:



Assembly:

- 1) Remove the 4 Torx screws holding connector plate, and replace with CPLA.
- 2) Insert ANPL1 (adjust the angle), CPLA (and/or LSI-CPLA), and tighten.

Tightening torque: 5 N.m.



Warning: Use only provided screws (thread lock coated or use Loctite 243).

- NEXO cannot accept responsibility for accidents caused by any factor other than defects in this product itself.
- Please check the web site nexo-sa.com for the latest update.

NEXO

nexo-sa.com
ZA du Pre de la Dame Jeanne
60128 PLAILLY - France

- Read this document before using.
- Keep this document.
- Observe all warnings and cautions.

