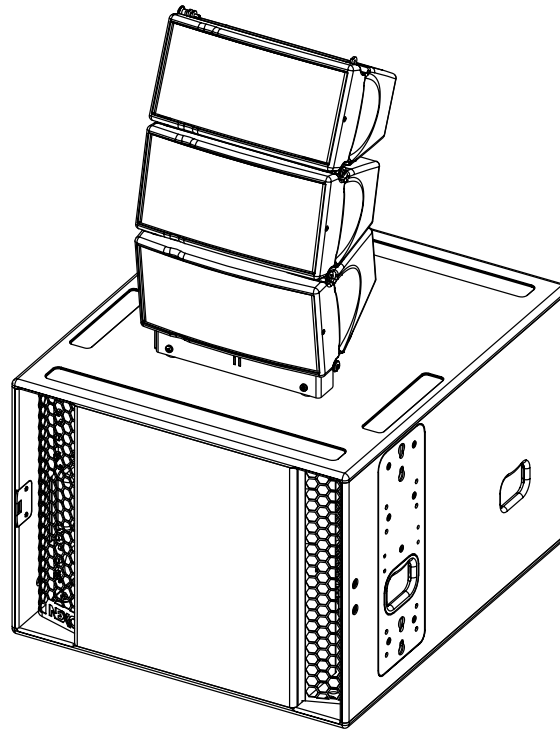
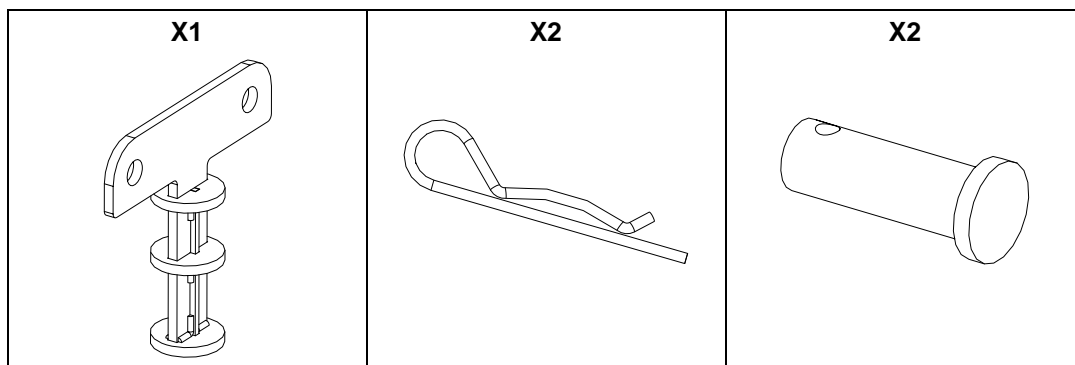


## Sub Adapter GEOM6

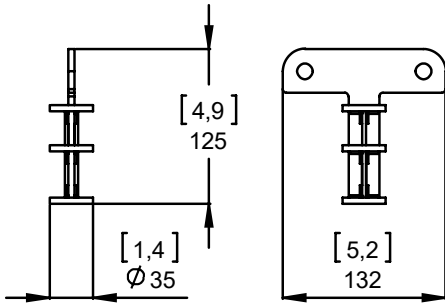


### Contents:



Weight: 0.5 kg / 1.1 lb

**Dimensions:**



**Use:**

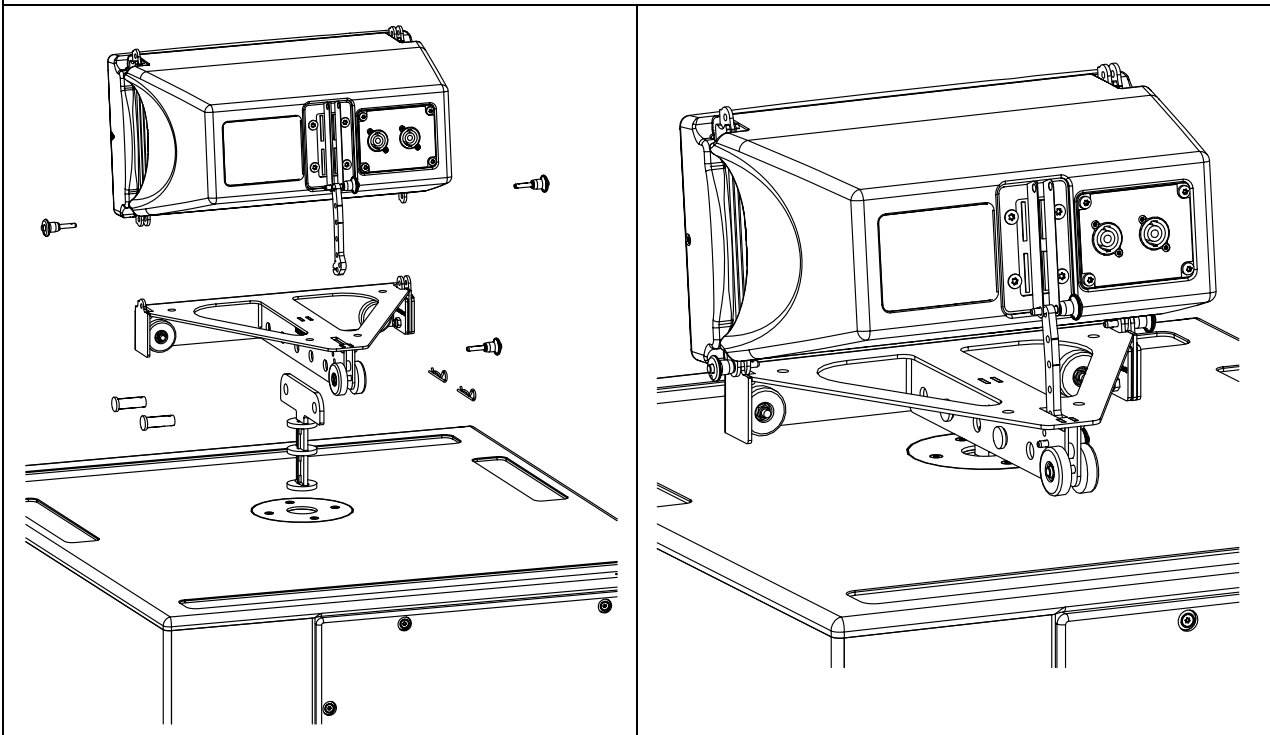
Connect GMT-BPADPT-2 to GMT-BUMPER using provided clevis pin; secure pin with "R" clip.

**WARNING:** Positioning only with "B" – "D" on GMT-BUMPER

Stack GMT-BUMPER on top of LS18 by inserting GMT-BPADPT-2 into LS18 pole mount hole.

Connect bottom cabinet to GMT-BUMPER at required vertical angle with VXT-BL515 (or GMI-BNFIK).

*Note: bottom cabinet angle can be adjusted from -7° to 0° in relation to LS18.*



**WARNING: GMT-BPADPT-2 is rated for a maximum of 6x GEOM6**

**IMPORTANT**

Ensure all pins (VXT-BL515 or GMI-BNFIK) are properly locked  
Check NS-1 for mechanical Safety Working Load

- NEXO cannot accept responsibility for accidents caused by any factor other than defects in this product itself.
- Please check the web site [nexo-sa.com](http://nexo-sa.com) for the latest update.

**NEXO**

[nexo-sa.com](http://nexo-sa.com)

ZA du Pre de la Dame Jeanne  
60128 PLAILLY - France

- Read this document before using.
- Keep this document.
- Observe all warnings and cautions.

